



K169 Toddlers' Dresses

These cut "Pillowcase" dresses are so easy to make! The lower edge is finished with a gathered ruffle. Ribbon through the casing at the upper front and back edges form straps and a sweet bow at the left shoulder. View A is pieces from four different fabrics and can be made from "Fat Quarters". View B has a contrast ruffle.

These dresses are **designed for light to medium weight woven fabrics** such as cotton, cotton types.

Body measurements:

Size:	T1	T2	T3	T4
Height	31" (79 cm)	34" (86 cm)	37" (94 cm)	40" (102 cm)
Chest	20" (51 cm)	21" (53 cm)	22" (56 cm)	23" (58 cm)
Waist	20" (51 cm)	20½" (52 cm)	21" (53 cm)	21½" (54 cm)

Materials needed:

Size:	T1	T2	T3	T4
-------	----	----	----	----

Dress A

Fabric width 45" (115 cm) or 60" (152 cm)

Fabric 1	½ yd (0.5 m)	½ yd (0.5 m)	⅝ yd (0.6 m)	⅝ yd (0.6 m)
	OR 1 Fat Quarter for Sizes T1-T2, 2 Fat Quarters for Sizes T3-T4			
Fabric 2	½ yd (0.5 m)	½ yd (0.5 m)	⅝ yd (0.6 m)	⅝ yd (0.6 m)
	OR 1 Fat Quarter			
Fabric 3	½ yd (0.5 m)	½ yd (0.5 m)	⅝ yd (0.6 m)	⅝ yd (0.6 m)
	OR 1 Fat Quarter for Sizes T1-T2, 2 Fat Quarters for Sizes T3-T4			
Fabric 4	¼ yd (0.3 m) or 1 Fat Quarter			

Dress B

Fabric width 45" (115 cm)

Fabric 1	⅝ yd (0.6 m)	¾ yd (0.7 m)	⅞ yd (0.8 m)	1⅛ yds (1.1 m)
Fabric 2	¼ yd (0.3 m)	¼ yd (0.3 m)	¼ yd (0.3 m)	¼ yd (0.3 m)

Fabric width 60" (152 cm)


Fabric 1	½ yd (0.5 m)	½ yd (0.5 m)	⅝ yd (0.6 m)	⅝ yd (0.6 m)
Fabric 2	¼ yd (0.3 m)	¼ yd (0.3 m)	¼ yd (0.3 m)	¼ yd (0.3 m)

Additional items you will need:


- 1½ yds (1.4 m) of 1" - 1½" (2.5 cm - 3.8 cm) ribbon

-  Fabric 1
-  Fabric 2
-  Fabric 3
-  Fabric 4


Front A



Back A



Front B



Back B

